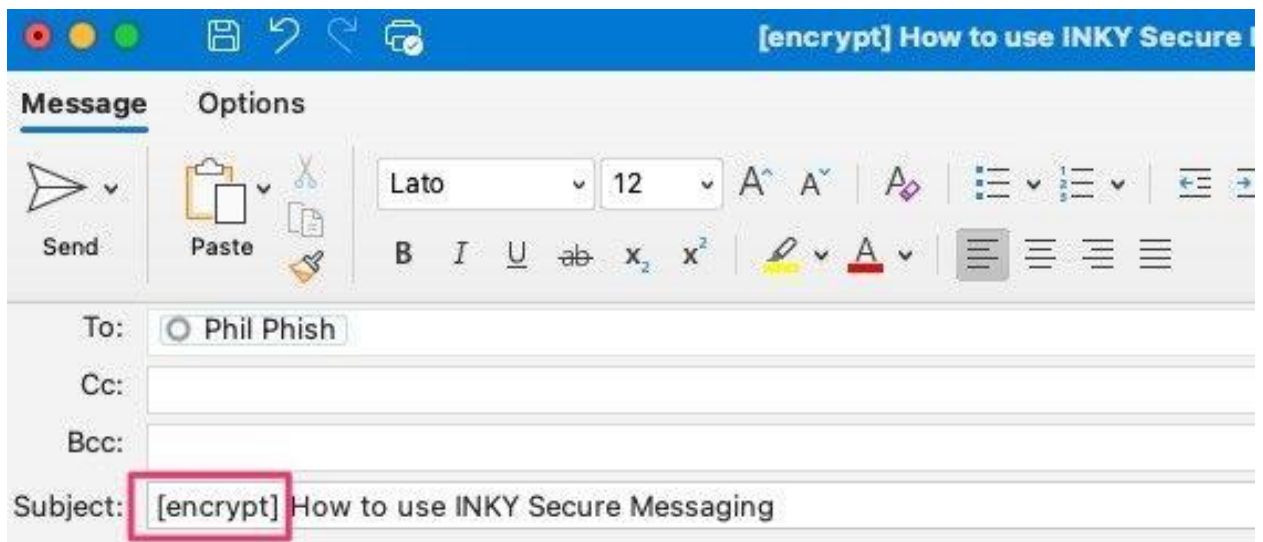


How To Send a Secure Message

1. Type "[ENCRYPT]" in the subject line of your message. This is not case sensitive however, there must be a space between "[ENCRYPT]" and the beginning of the subject.
i.e - "[ENCRYPT]This is a test" will not initiate an encrypted message.

Open Screen_Shot_2021-12-29_at_5_04_54_PM.jpg



Hi Phil,

Find the attached information.

Thanks
Andy



2. The **sender** will receive an email of the sent Encrypted Message with information including the recipient, subject, and date with the option to view the encrypted message. The **sender** can select "View Encrypted Message" to view their message in the secure web portal and send an additional message to the recipient.

Open Screen_Shot_2021-12-29_at_5_05_22_PM.jpg

Email Encryption by **INKY**

Message Encryption Status
Your message was successfully encrypted and sent to:
phil@phishforphish.com.

MESSAGE HEADERS

Subject [encrypt] How to use INKY Secure Messaging
Date 12/29/21 06:04 PM

Click the button below to view the message in the same web portal used by recipients. As the sender, you can track events related to the message.

[View Encrypted Message](#)

3. The **recipient** will receive a notification that they received an encrypted message with information including the sender, the subject, and date with the option to view the encrypted message.

Open Screen_Shot_2021-12-29_at_1_16_20_PM.jpg



Andy Nguyen <andy.nguyen@inky.com>

Wed 12/29/2021 1:04 PM

To: Phil Phish



External (andy.nguyen@inky.com)

[Report This Email](#) [FAQ](#) [Protection by INKY](#)

Email Encryption

by  Inky

Encrypted Message Received

You received an encrypted message from
andy.nguyen@inky.com.

Click the button below to view the encrypted message
securely.

[View Encrypted Message](#)

Replies to this email will not automatically be encrypted. You must
click the above button and reply through the secure portal.


[Reply](#) | [Forward](#)

4. Both the **sender** and **recipient** will be asked to authenticate after selecting "View Encrypted Message." If you haven't logged in previously, you'll be prompted with the screen below. You can authenticate using Microsoft, Google, or a proprietary "Magic Link".

Selecting "More options" will allow an INKY local account to sign in but credentials for this option must be created by INKY beforehand.

Local INKY accounts are only created for customers who aren't using Microsoft 365 or Google Workspace

Open image-20211229-182051.png



5. Once logged in, the **sender** can view all of their sent encrypted messages on the left and the **recipient** can view all of their received encrypted messages.

Open Screen Shot 2021-12-29 at 1.13.28 PM.png

Encryption Reply ...

Viewing 3 messages. C


Sent to: Phil Phish <phil@phishforphish.com>
[encrypt] How to use INKY Secure Messaging
Dec 29, 2021 1:04:03 PM






Sent to: Andy Nguyen <andy.nguyen@inky.com>
[encrypt]
Dec 20, 2021 1:38:09 PM


Sent to: Phil Phish <phil@phishforphish.com>
[encrypt] test
Dec 14, 2021 2:29:57 PM


Subject: [encrypt] How to use INKY Secure Messaging
Date: Dec 29, 2021 1:04:03 PM
From: Andy Nguyen <andy.nguyen@inky.com>
To: Phil Phish <phil@phishforphish.com>

Hi Phil,
Find the attached information.
Thanks
Andy


Andy Nguyen Technical Consultant
 5825 University Research Court, Suite 2000 | College Park, MD 20740
 w: www.inky.com | e: andy.nguyen@inky.com

 image001.png
image/png, 4.18K

 image002.gif
image/gif, 43.59K

Reply ...

Open Screen Shot 2021-12-29 at 1.49.31 PM.png

INKY Secure Messaging phil@phishforphish.com

Encryption Reply ...

Viewing 3 messages. C


From: Tyler Horsford <tyler.horsford@inky.com>
[encrypt] Test
Dec 29, 2021 1:44:25 PM

From: Andy Nguyen <andy.nguyen@inky.com>
[encrypt] How to use INKY Secure Messaging
Dec 29, 2021 1:04:03 PM

From: Andy Nguyen <andy.nguyen@inky.com>
[encrypt] test
Dec 14, 2021 2:29:57 PM

Subject: [encrypt] How to use INKY Secure Messaging
Date: Dec 29, 2021 1:04:03 PM
From: Andy Nguyen <andy.nguyen@inky.com>
To: Phil Phish <phil@phishforphish.com>

Hi Phil,
Find the attached information.
Thanks
Andy











Andy Nguyen Technical Consultant
 5825 University Research Court, Suite 2000 | College Park, MD 20740
 w: www.inky.com | e: andy.nguyen@inky.com

6. Both the sender and recipient can select “Reply” at the top or bottom of the message thread to continue the conversation. Select “Send Secure Reply” to send a secured response.

Open Screen Shot 2021-12-29 at 1.17.49 PM.png

Secure Reply from Phil Phish <phil@phishforphish.com>

To: Andy Nguyen <andy.nguyen@inky.com>
Subject: Re: [encrypt] How to use INKY Secure Messaging

B **U** **I**         

Thanks for the information Andy.

Thanks
Phil

----- Original Message -----

From: Andy Nguyen <andy.nguyen@inky.com>
To: Phil Phish <phil@phishforphish.com>
Subject: [encrypt] How to use INKY Secure Messaging
Date: 12/29/21 06:04 PM

Hi Phil,

Find the attached information.

Attach File... Send Secure Reply

Authentication


Senders and recipients can log in to the INKY Email Encryption Portal using one of the following methods:

- Microsoft (Includes Office 365 and freemail domains like hotmail.com & live.com)
- Google (includes [Gmail.com](https://www.gmail.com) users)
- INKY's Magic Link
- Local INKY Account (only applies to senders not using Microsoft 365 or Google Workspace)

Magic Link

After the sender or recipient clicks "View Encrypted Message", they will be redirected to an INKY log-in page. Selecting "Sign In With Email" will initiate a verification email that contains a "Magic Link". Once the user clicks the "Magic Link" they'll be redirected to the INKY Email Encryption Portal without authenticating or creating an additional account.

Open image-20211229-182051.png



Open Screen Shot 2021-12-29 at 1.32.43 PM.png



Inky Encryption <noreply@encrypt.inkyphishfence.com>

Wed 12/29/2021 1:29 PM

To: Phil Phish



External (noreply@encrypt.inkyphishfence.com)

[Report This Email](#) [FAQ](#) [Protection by INKY](#)

Email Encryption

by  Inky

Email Verification

You have requested to login to the INKY Email Encryption service. We just need to verify your email first.

Click the button below to complete your login and view the encrypted message securely.

[View Encrypted Message](#)

Alternatively, you may paste the following link into your browser:

https://auth.dashboard.inky.com/auth/realms/encryption/login-actions/authenticate?execution=240a6483-747e-456d-aa70-848516f52880&client_id=inky-dashboard&tab_id=4vOqo2aRfRY&key=1bfd3a2d-866d-4291-ac79-d8e4353ffaea

This link will only work in the same browser in which you initially tried to view the secure message, and it is intended to be used only once. (You may receive a message of "You are already logged in" if you click the link a second time.)

[Reply](#) | [Forward](#)

